



TYLÖ®

Sauna heaters
& accessories







Contents

About Tylö	5
Six good reasons to choose a Tylö heater	6
Home electric sauna heaters	8
Soft Sauna - What's your temperature?	10
Professional electric sauna heaters	11
Control panels	12
Electric sauna heater specifications	14
Sauna accessories	16



About Tylö

OVER 60 YEARS OF CONSISTENTLY HIGH QUALITY

Tylö AB is a well-established Swedish manufacturer with considerable world market shares and all the resources necessary to ensure industry leading technology and design as well as after-sales support. Our highly successful concept is built on offering products of high quality, which promote relaxation, enjoyment and the pleasure of sauna bathing. All the products that bear our name have been developed and manufactured by Tylö. Today our products are exported to more than 90 countries on every continent, and export sales currently account for more than 75% of our total production. We know that our products maintain a high level of quality. That's why you can feel at ease thanks to the 5-year materials warranty we offer with our products for residential installations.

MADE IN SWEDEN

The Tylö factory is located in Halmstad on the west coast of Sweden. We have been here since 1950 and continue perfecting our products which are manufactured from scratch solely by us.

ENVIRONMENTAL CONCERNS A PRIORITY

When you choose a product from Tylö, high quality comes standard. Our quality-mindedness is reflected in all aspects of our operations, from design and product development to the choice of materials, manufacturing processes, service and support. We are also committed to the environment. Our manufacturing processes are completely clean. There are no harmful emissions from any stage of the production process. The timber we use comes from responsibly managed forests in Scandinavia, the Baltic states and North America. None of our timber is taken from the world's precious rain forests. All plastic components

are manufactured from environmentally certified raw materials.

DEVELOPMENT

The Tylö Research & Development Centre is devoted to constantly developing and perfecting our products and concepts. Collaborating with external test facilities, labs, universities and other institutions help us to keep up to date with the very latest advances in new manufacturing processes, safety developments and consumer legislation. Sophisticated equipment is used to carry out all the many tests that are necessary for Tylö products to be awarded international seals of approval from a variety of official safety testing authorities. Our holistic approach and the fact that we develop all of our products in-house means that we have complete control of every step of the process, right down to the smallest of nuts and bolts.

INNOVATIVE DESIGN

Smart solutions in the form of well-conceived energy-saving functions and by working diligently in creating products and concepts that adhere to the highest possible safety standards, continues to be our way in maintaining our position as market leaders. For our customers, this hard work manifests itself most clearly in the attractive design and ease of use of our products.

STRONG SUPPORT

We do our utmost to get things right from the outset, however, questions may pop up from time to time regarding an installation or the operation of a product. Our well-trained and competent local distributors are on hand to answer your questions as clearly and efficiently as possible, and will ensure effective and quick problem-solving. We feel this provides the shortest route between us as sauna experts and you as a sauna customer.

Six good reasons to

ELEGANT DETAILS

All Tylö heaters are manufactured by sauna bathers for sauna bathers. This means that each heater has been carefully designed to deliver the ultimate sauna experience. The grill on Tylö's original heater is angled to ensure optimal distribution of hot air. The built-in water reservoir creates a more comfortable and gentle climate - exactly as it should be in a genuine Tylö sauna.

FAST HEATING THAT SAVES ENERGY

Tylö's original heaters all heat a sauna extremely quickly - up to twice as fast as any other heater. Tylö's unique, twin side air chambers provide enhanced hot air distribution (taking as little as 25 minutes to reach a normal sauna temperature of 176 °F).


Moreover, with the patented divided output feature, Tylö heaters can realize energy savings of up to 30%, making them an energy-efficient choice. The divided output feature means that the sauna heater automatically switches to energy-saving mode when the temperature reaches the desired level and maintains it for the length of time you spend in the sauna.

All in all, this is a financially-sound, long-term investment if you are looking for fast and comfortable sauna heating.


SAFETY A HIGH PRIORITY

Overheat cut-offs, thermostats and temperature sensors are vital components that are selected with meticulous care to ensure maximum safety.

It is also assuring to know that Thermosafe™, Tylö's unique protective coating, prevents the exterior from becoming too hot to the touch.



choose a Tylö heater



EFFECTIVE WATER SPRINKLING

Unlike many other sauna heaters, Tylö's original heater has a deep, centrally-located stone compartment. This ensures that almost all the water sprinkled over the stones turns into steam.

MADE IN SWEDEN

Tylö manufactures its sauna heaters completely in-house, without compromising quality. The heating elements, which are the heart of the heater, are manufactured in a closely-monitored process to ensure reliable performance and long life.

The choice of materials, such as a stainless steel stone compartment and aluminum top, reflects Tylö's high quality standards for all of its products. This is important and good for you, no matter how frequently or seldom you take a sauna.

Thanks to in-house production and meticulous quality control the consumer can be assured that a Tylö heater is a reliable purchase.

PRODUCT TESTING AND CERTIFICATIONS

All Tylö heaters are being tested throughout the entire manufacturing process. It is very important for us that our products have all the necessary certifications in the operating country – providing our customers peace-of-mind.



Intertek
9900218



IPX4

CONFORMS TO UL 875
CERTIFIED TO CSA E60335-2-53



Home electric sauna heaters

Traditional heaters

ENJOY VARIETY

Tylö's electric sauna heaters are one of the keys to enjoying your home spa – exquisitely enveloped in gentle steam and aromatic fragrances or traditionally in relaxing dry sauna heat. The way we want to spend our

time in the sauna is a matter of personal preference and depends on the needs of the moment; a classic dry sauna, or a more humid Soft Sauna experience. Tylö's electric sauna heaters always deliver top performance,

thanks to a combination of functionality, aesthetics and environment. Together with attractive surroundings, this creates the conditions for a perfect sauna experience. For all specifications please see page 14.



SENSE SPORT U

Easy installation, control panel with thermostat and mechanical timer integrated into the base of the heater. For sauna rooms measuring: 100-440 cu.ft.

Sense Sport - U5 Item no. 6100 1050

Sense Sport - U7 Item no. 6100 1051

Sense Sport - U8 Item no. 6100 1052

Legs for Sense - U

Height: 4". Item no. 9000 1058



SENSE ELITE U

Installed with electronic control panel Elite (included). Select from a wall-mounted heater with optional legs. For sauna rooms measuring: 140-440 cu.ft.

Sense Elite - U7 Item no. 6100 1062

Sense Elite - U8 Item no. 6100 1064

Legs for Sense - U

Height: 4". Item no. 9000 1058



SENSE PURE U

Installed with electronic control panel Pure (included). Select from a wall-mounted heater with optional legs. For sauna rooms measuring: 140-440 cu.ft.

Sense Pure - U7 Item no. 6100 1066

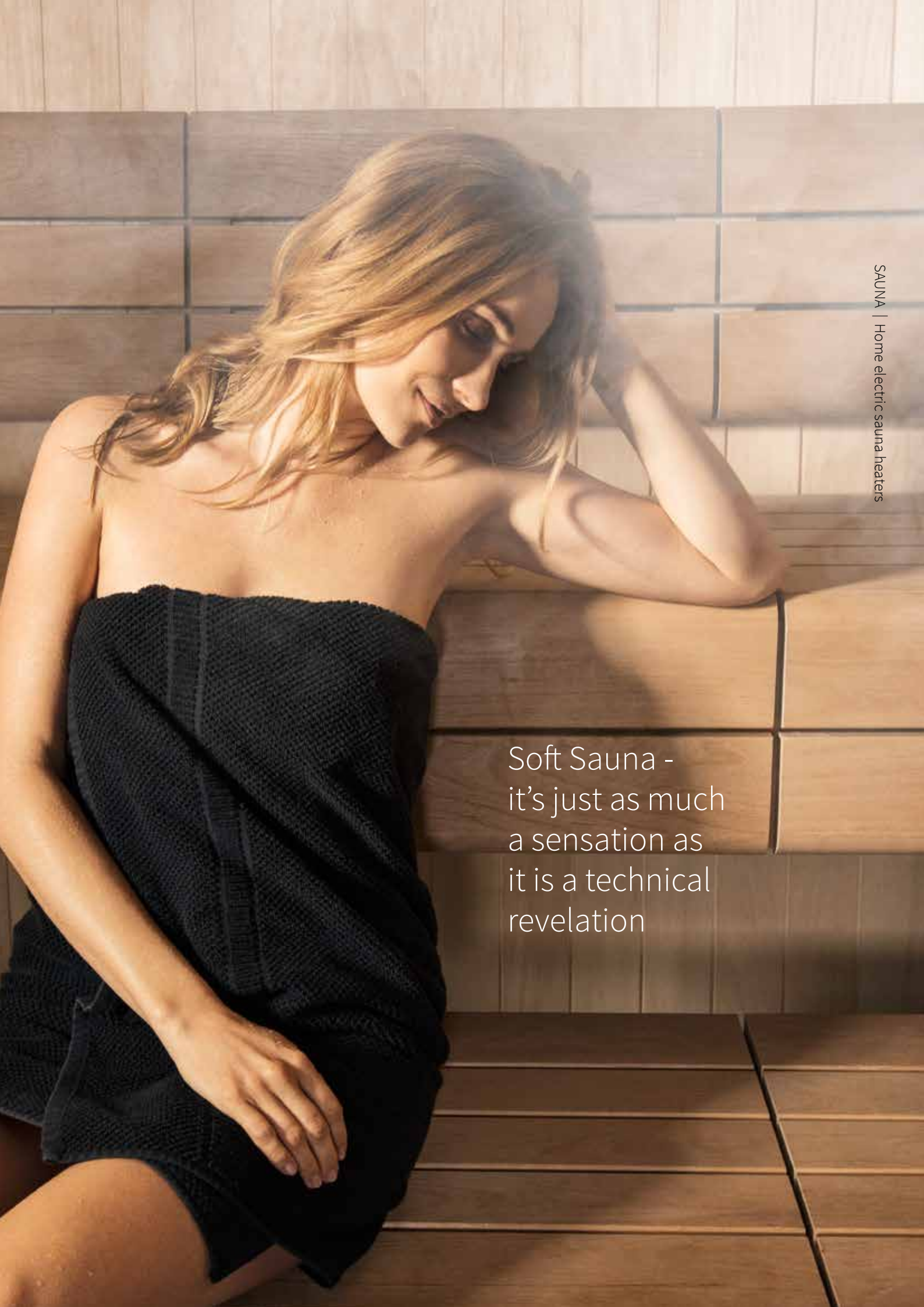
Sense Pure - U8 Item no. 6100 1068

Legs for Sense - U

Height: 4". Item no. 9000 1058



Soft Sauna -
it's just as much
a sensation as
it is a technical
revelation



Soft Sauna - introducing steam for a gentler experience

WE CALL IT SOFT SAUNA

A gentle way to share a pleasurable experience. It is just as much a sensation as it is a technical revelation, and yet it takes up just a few square feet of space in your home. Invite your friends and family, select a therapeutic essential oil and feel the warmth and gentle steam engulf you.

Our Sense Combi heaters are developed specifically to add new dimensions to your sauna experience.

WHAT'S YOUR TEMPERATURE?

Soft Sauna picks up where traditional saunas leave off. Some people prefer a hot and quick sauna, others like to linger in mild temperatures, enjoying the gentle steam and aromatic fragrances. Test for yourself which temperatures and options are ideal for you and your relaxing moment.

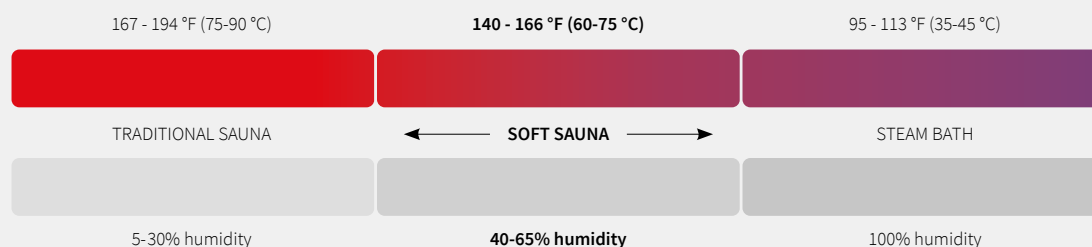
Imagine having a family home spa with the resources of a professional spa where you can relax together, exquisitely engulfed in steam and aromatic scents – and yet also be able to enjoy the relaxing dry heat

of a traditional sauna. Choose the sauna and heater that suits you and the way you want your moment to be.

PERFECTING THE SAUNA EXPERIENCE

By adding the Tylö Elite control panel you will be able to take your perfect Soft Sauna session to yet another level. With its built-in temperature and humidity sensor, the Elite control panel will monitor and maintain continuous and constant levels of heat and humidity, exactly the way you want them to be.

Different bathing forms



Sense Combi heaters



SENSE COMBI - U ELITE

Crossover heater offering dry sauna and steam-sauna from a single unit. Elite control panel included. For sauna rooms measuring: 140-440 cu.ft.

Sense Combi - U7 Elite Item no. 6100 1072

Sense Combi - U8 Elite Item no. 6100 1074

Legs for Sense - U

Height: 4". Item no. 9000 1058

SENSE COMBI - U PURE

Crossover heater offering dry sauna and steam sauna from a single unit. Pure control panel included. For sauna rooms measuring: 140-440 cu.ft.

Sense Combi Pure - U7 Item no. 6100 1076

Sense Combi Pure- U8 Item no. 6100 1078

Legs for Sense - U

Height: 4". Item no. 9000 1058



Professional electric sauna heaters

For decades Tylö has been the obvious choice for saunas in hotels, clubs, swimming baths and sports facilities. Professionally managed environments like these prioritize reliability and low energy consumption, while frequent use subjects both designs and materials to punishing treatment.

SAUNA HEATER DELUXE

Thanks to their tried-and-tested construction, intelligently conceived functions and materials of the very finest quality, our classic Deluxe heaters are more than a match for tough criteria like these. No wonder they're such a common sight in public saunas all over the world! Two different kW sizes for sauna rooms 315-1060 cu.ft.



DELUXE 11

Intended to be combined with separate control panel type, TS30-01 or CC and relay box RB30 USA or RB60 USA.

Deluxe11 208V 3 phase Item no. 6530 4000

Deluxe11 240V 1 phase Item no. 6530 4001

TS30-01 Item no. 7410 3005

CC50 - 1BF Item no. 7111 4011

CC300 - 1BF Item no. 7111 5157

RB30 USA Item no. 74007010 (208V 3 phase)

RB60 USA Item no. 74007011 (240V 1 phase)

DELUXE 16

Intended to be combined with separate control panel type CC and relay box RB60 USA.

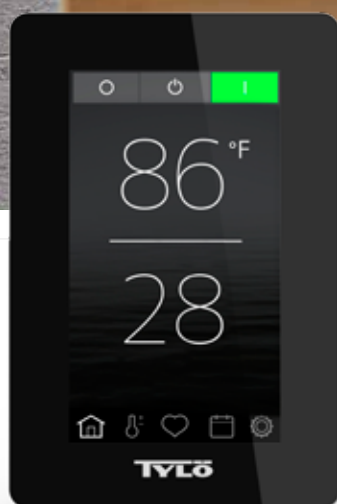
Deluxe16 208V 3 phase Item no. 6530 6000

CC50 - 1BF Item no. 7111 4011

CC300 - 1BF Item no. 7111 5157

RB60 USA Item no. 74007011 (208V 3 phase)

Sauna Control Panels Introducing Elite and Pure



OPTIONAL - ELITE RECESSED FRAME

Item no. 9000 1056

Elite & WellAccess™

EFFORTLESS BATHING

The new multi-disciplinary control panel Elite from Tylö is packed with advanced features, thanks to its internal processor and operating system. In addition to highly personalized settings, the Elite can be individually programmed according to your own schedule.

Add features such as auxiliary fans, fragrance pumps or sound systems – the Elite control panel handles it all with clear and concise precision. The crystalline 4.5-inch screen delivers real time status on every aspect of your sauna bath. Naturally it includes steam and temperature settings and WiFi app connectivity.

WELLACCESS™ - AN ALL-NEW CONTROL PANEL APP FOR SMARTPHONES AND COMPUTERS

In order to increase comfort, convenience and a better user experience, adapted to people's everyday living patterns, we recently launched WellAccess™, a new ingenious computer and smart phone app.

The user interface of the app, developed for both smartphones and personal computers, perfectly emulates that of the sauna control panel. Through sensible engineering, the outcome is highly usable functionality, allowing sauna bathers to log on to the control panel smart phone app from their local WiFi network and remotely control most aspects of their sauna.

On both the control panel itself and via WellAccess™, it is possible to create and save several different user profiles and favorite settings and set different schedules. In commercial settings, it is possible to manage multiple units from one point of access, and set unique profiles for different locations.

The control panel is used with Sense Combi Elite or Sense Elite heaters.

Size: 3 1/8" x 5 1/8", depth 1/2".

Pure

INTUITIVE DESIGN AND FEATURES

The elegant, compact design of Tylö's Pure control panel makes it the go-to choice for those who value functionality and advanced technology without compromising on aesthetics.

The ultra-thin black control lights up on touch and lets you set the lighting, temperature and sauna time by simply pressing a few buttons. Of course, choosing the default start time means you can step into a wonderfully hot sauna as soon as you get home.

The control panel is used with Sense Combi Pure or Sense Pure heaters.

Size: 3 1/8" x 3 1/8", depth 5/16".



For Deluxe heaters

1 - **CC 50-1BF** Display for time and temperature, switch for lighting, and security code function. Programmable for 1, 3, 12 and 24 hours or continuous operation. 0-10 hour preset. Size: 5 1/8" x 7 1/2", depth 1".



1

2 - **CC 300 USA** The CC 300 is switchable to run between 1 and 24 hours and has a display that indicates temperature, remaining operating time, day and time. In addition, the CC 300 is equipped with a switch for lighting, a memory, security code and energy-saving stand-by function. The control panel can also be controlled from external units. Size: 5 1/8" x 7 1/2", depth 1".



2

3 - **TS 30-01** Thermostatically controlled panel, without the need of an relay box. For wall installation outside the sauna room (max. distance 6'). Fitted with timer for up to 1 hour running time. Standard capillary tube: 6'. Size: 7 3/4" x 10", depth 3 1/2" (installation size: 6 1/2" x 9" x 2").



3

4 - RELAY BOX RB 30 USA

Use with your choice of CC panel to control sauna heaters. Size: 9" x 12 1/4" x 3".

5 - RELAY BOX RB 60 USA

Size: 12" x 13 3/4", depth 5". Use with your choice of CC panel to control sauna heaters.

EXTERNAL SWITCH

On/off switch to control sauna from locations other than where CC control panel is installed.



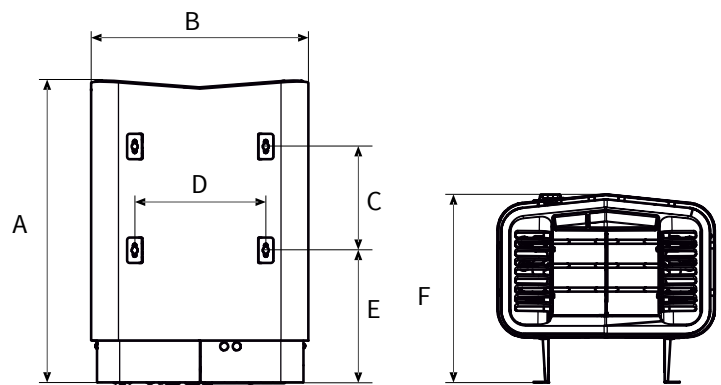
4/5

Pictures not to scale.

Electric sauna heater specifications

Model		Eletrical ratings (Amp, AWG , output.)						Suitable Control panel		
	Kw	208 V 1~		240 V 1~		208 V 3~				
		Amp	AWG	Amp	AWG	Amp	AWG			
Sense sport- U 5	3.5	17	10	-	-	-	-	Built-in		
	4.7	-	-	20	10					
Sense sport- U 7	5.3	26	10	-	-	-	-	Built-in		
	7.0	-	-	30	8					
Sense sport- U 8	6.3	30	8	-	-	-	-	Built-in		
	8.3	-	-	35	8					
Sense Pure/Elite U 7	5.3	26	10	-	-	-	-	Pure/Elite (included)		
	7.0	-	-	30	8					
Sense Pure/Elite U 8	6.3	30	8	-	-	-	-	Pure/Elite (included)		
	8.3	-	-	35	8					
Sense Combi- U 7 Elite	5.3	26	10	-	-	-	-	Elite (Included)		
	7.0	-	-	30	8					
Sense Combi- U 8 Elite	6.3	30	8	-	-	-	-	Elite (Included)		
	8.3	-	-	35	8					
Sense Combi- U 7 Pure	5.3	26	10	-	-	-	-	Pure (Included)		
	7.0	-	-	30	8					
Sense Combi- U 8 Pure	6.3	30	8	-	-	-	-	Pure (Included)		
	8.3	-	-	35	8					
Deluxe 11	10.7	-	-	45	6	30	8	240 V 1~	208 V 3~	
								TS30-01 alt. CC, RB60 USA	TS30-01 alt. CC, RB30 USA	
Deluxe 16	16	-	-	-	-	45	6	-	CC, RB60	

	Sauna volume min-max (cubic feet)	Min. dist. to side wall (inches)	Min. ceiling height (inches)	Weight heater + rocks (lb) amp	Size in inches (see diagram below)					
					A	B	C	D	E	F
	100-210	3	74	34+44	25.7	17	8	10.3	10.3	14.7
	140-320	3	74	35+44	25.7	17	8	10.3	10.3	14.7
	175-440	3	74	36+44	25.7	17	8	10.3	10.3	14.7
	140-320	3	74	35+44	25.7	17	8	10.3	10.3	14.7
	175-440	3	74	36+44	25.7	17	8	10.3	10.3	14.7
	140-320	3	74	51+44	25.7	17	11	7.2	8.2	14.7
	175-440	3	74	52+44	25.7	17	11	7.2	8.2	14.7
	140-320	3	74	51+44	25.7	17	11	7.2	8.2	14.7
	175-440	3	74	52+44	25.7	17	11	7.2	8.2	14.7
	320-640	6	74	66+55	22.5	25.5	12.2	23.6	6.4	15.5
	580-1080	6	83	66+55	22.5	25.5	12.2	23.6	6.4	15.5



Sauna accessories



DARK ACCESSORIES

Aluminum and dark wood.

Bucket

Item no. 9015 2700

Ladle

Item no. 9015 2710

Thermometer

Item no. 9015 2720

Hygrometer

Item no. 9015 2730

Hygrometer/Thermometer

Item no. 9015 2740

Hourglass

Item no. 9015 2750

Towel rack

Item no. 9015 2770



BLONDE ACCESSORIES

Aluminum and light wood.

Bucket

Item no. 9015 2000

Ladle

Item no. 9015 2010

Thermometer

Item no. 9015 2025

Hygrometer

Item no. 9015 2035

Hygrometer/Thermometer

Item no. 9015 2045

Hourglass

Item no. 9015 2050

Towel rack

Item no. 9015 2070



BASIC ACCESSORIES

Light wood and stainless steel.

Thermometer

Item no. 9015 2821

Hygrometer

Item no. 9015 2831

Hygrometer/Thermometer

Item no. 9015 2811

Hourglass

Item no. 9015 2840



DARK GIFT PACKAGE

Contains ladle, bucket, fragrance, hygro/thermo.

Item no. 9015 2884



BLONDE GIFT PACKAGE

Contains ladle, bucket, fragrance, hygro/thermo.

Item no. 9015 2882



SAUNA CLASSIC GIFT PACKAGE

Contains classic bucket, ladle, hygrometer/thermometer, hourglass and sauna fragrance.

Item no. 9015 2894



CLASSIC ACCESSORIES

The Classic series of sauna accessories is designed to provide the ultimate sauna experience, but at a more reasonable cost. Made of light wood, the accessories look perfect in a classic sauna. The Classic series of accessories makes an ideal gift for a new sauna owner.

Fluid thermometer classic

Item no. 9015 2980

Hygrometer classic

Item no. 9015 2984

Thermometer classic

Item no. 9015 2982

Hour glass classic

Item no. 9015 2986



COLLAGE SC

Item no. 9007 1012



BUCKET CLASSIC

Item no. 9004 1010

LADLE CLASSIC

Item no. 9012 1025



TARRED WOODEN BUCKET

Item no. 9004 1052

TARRED WOODEN LADLE

Item no. 9012 1017



SHOWER BARREL

10-litre shower barrel with automatic water refill for a refreshing cool-down after your sauna. Height with chain: 630 mm. Item no. 9002 9050



SAUNA STONE

Natural stones of black diabase that tolerate rapid heating and cooling.

Standard sauna stones

One box contains approx. 31 lbs.

Two boxes are sufficient for the Deluxe heaters.

Item no. 9014 1000

Sauna stones, 44 lbs

Diabase stones suitable for Sense heaters.

Item no. 9014 1050



PRO ACCESSORIES

Stainless steel and aspen accessories.

Bucket pro

Item no. 9004 1005

Ladle pro

Item no. 9012 1020

Hygrometer/Thermometer pro

Item no. 9070 1030



SAUNA LADLE CEDAR XL

Ladle of durable cedar and stainless steel.

Item no. 9012 1052



SAUNA WHISKS 5-PACK

Tylö's sauna whisks are carefully dried and packaged in packs of 5.

Item no. 9002 9032



4 SEASONS FRAGRANCE COLLECTION, 4-PACK

Natural oils in a gift pack, not essential oils. Juicy Citrus (citrus grapefruit), Mint Leaves, Vanilla Spice and Misty Forest (cedar wood).
Item no. 9002 3034



LUXURY FRAGRANCE 2-PACK

Natural oils in a gift pack, not essential oils. Limited edition. Good Father (smoky tobacco), Champagne (fruity).
Item no. 9002 3032



FRAGRANCE DIFFUSER

To hang over the sauna heater's bed of stones. Fill with water and essential oils.
Item no. 9002 9046



FRAGRANCE STONE

Place on top of the stones in the sauna heater's stone compartment. Fill with water and essential oils. Approx. size (WxDxH) 120x100x80 mm
Item no. 9002 9048



BACK SCRUBBER

With peeling effect. Specially designed for those hard-to-reach places on your back.
Item no. 9002 9042



LOOFAH MITT

Loofah mitt with peeling effect. Use in the sauna or shower.
Item no. 9002 9044



FLIP FLOPS (WOMENS)

Item no. 9016 0920

FLIP FLOPS (MENS)

Item no. 9016 0922



SAUNA HAT

Item no. 9015 2896



SAUNA KILT

100 % cotton.

Men's kilt

Item no. 9016 2126

Women's kilt

Item no. 9016 2128





Tylö dealer