


# LED LIGHTING STRIP INSTALLATION





connect strip to base



secure strip with nailing clip




Receptacle  
(sometimes put outside sauna)




Lighting strip mounted at desired height.

1. Can be installed on wall between top and bottom fence facing outward (often down when there is cedar skirt in riser).
2. Can be installed behind back board of top bench- facing up



Lights mounted under bench behind skirt



Lights mounted behind bench (no skirt)